

**Important Safety Instructions:**

- Basic safety precautions should always be followed when installing, including the following:
1. Read all instructions.
  2. Licensed electrician for installation only.
  3. Always ensure the power is OFF and the fitting has cooled down before performing any maintenance, cleaning, changing the globe or adjustment to the fitting.
  4. Do not install any luminaire near the heat source.
  5. Do not exceed the nominal supply voltage or amperage ratings.
  6. To avoid injury or damage to the fitting, please ensure that power leads and screws are secure before connecting the power.

**Installation Procedure**

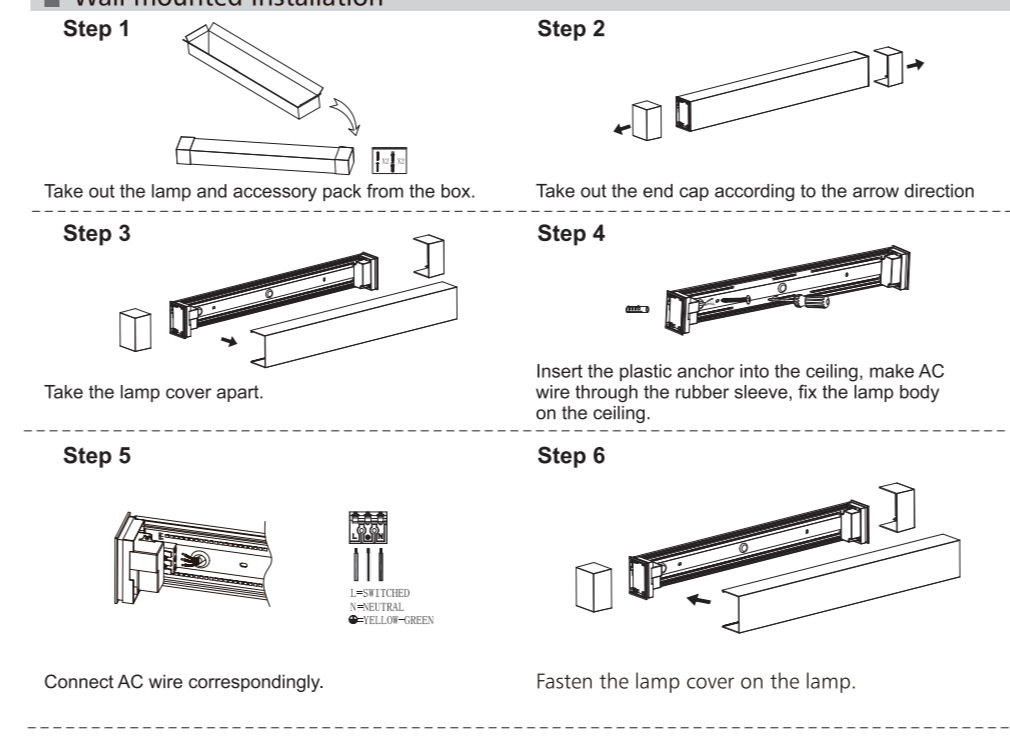
- WARNING**
1. Switch off before installation.
  2. Switch on only after complete installation and examination of the circuit.
  3. Professional electrician for installation and maintenance only.
- Turn Off Power Supply

Turn Off power supply before starting any installation. Read instructions & check you have all the tools & accessories to complete the installation correctly.

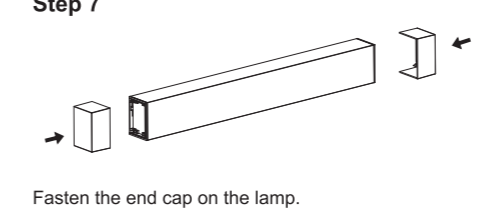
**Installation**

For the product with Slide Switch of CCT selection, please select the CCT(W/W/C/W) before installation.

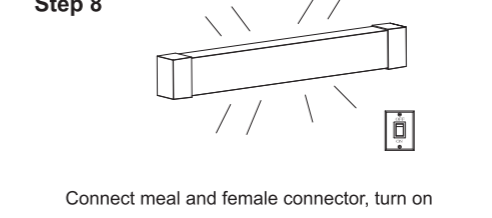
**Wall mounted installation**



**Step 7**



**Step 8**



**Step 9**

