

SKY LUM PENDANT



LUMENIA
INTERIOR

SKY LUM is our first Human Centric Lighting (HCL) product line. HCL luminaires balance visual, emotional and biological human needs with appropriate and precise lighting. HCL lighting has a beneficial effect on users and residents and prevents circadian rhythm disorders by replicating daylight spectral composition and supporting the circadian rhythm.



	SKY LUM PENDANT
System efficacy	Up to 104 lm/W
Supply voltage	230 V / 50 Hz
LED	512
Power	50 W
Luminous flux	5,105 lm
Power factor	> 0.96
Advisable installation height	Up to 4 m
Weight	3 kg
Lifetime L80B10	50,000 h
CCT	Tunable from 3,000 K to 5,300 K / 4,000 K
CRI	>85@3,000 K; >90@5,300 K; >85@4,000 K
UGR	<16
SDCM	3
Ingress protection	IP 54
Surge protection options	1 kV / 2 kV
Operating temperature	-20 °C to + 45 °C
Electrical / Appliance class	Class I + III
Light distribution	Direct / Indirect
Dimming levels	0-100 %
Remote control options	DALI, DALI DT8, Bluetooth
Colour (RAL)	RAL 9016, silver mat
Housing material	Anodised aluminium; optics: micro prismatic LGP
Mounting	Pendant
Warranty	5 years
Certificates	EN 55015: 2013-08-01; EN 61547: 2009-08-0; EN 61000-3-2: 2006-04-01 + A1: 2009-07-01 + A2: 2009-07-01; EN 61000-3-3:2013-08-01; EN 60598-1: 2008 + A11:2009; EN 60598-2-3: 2003 + A1:2011; EN 60598-2-6: 1994 (2 nd Ed.) + A1:1997; CE



Human Centric Lighting

DALI OR DALI DT8

Control Options



LED module



Energy saving product



Smart Driver



Overload protection



Supply voltage



5-step dimming



Long life



Appliance class I



Appliance class III



Low maintenance



Ready to use



Easy mounting



Made in EU



CE certificate



Recyclable materials

MAIN FEATURES

Improvement of circadian rhythm
High energy emitted inside C (λ)
Direct and indirect light distribution
DALI type 8

APPLICATIONS

Hospitals
Nursing homes
Educational establishments
Offices
Beauty and hair salon

ACCESSORIES

Mounting platform for pendant installation
Pendant mounting cable
Bluetooth control

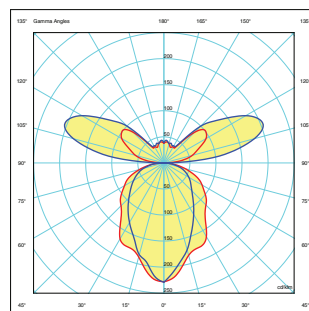
SKY LUM PENDANT PRODUCT VARIATIONS

Article	LED	Power [W]	Luminous flux [lm]	Efficacy [lm/W]	Forward current [mA]	Body type	Control	CCT	Appliance class
SKP.50.HCL.65.65.LGP.00.9016	512	50	Up to 5105	104	65	Pendant 650x650 mm	DALI DT8	5300 K HCL CRI 90 and 3000 K CRI 80	Class I + Class III
SKP.50.4080.65.65.LGP.01.9016	256	50	Up to 5105	104	65	Pendant 650x650 mm	DALI	4000 K CRI 80	Class I + Class III
SKP.50.HCL.65.65.LGP.00.SIL	512	50	Up to 5105	104	65	Pendant 650x650 mm	DALI DT8	5300 K HCL CRI 90 and 3000 K CRI 80	Class I + Class III
SKP.50.4080.65.65.LGP.01.SIL	256	50	Up to 5105	104	65	Pendant 650x650 mm	DALI	4000 K CRI 80	Class I + Class III
SKP.50.HCL.12.33.LGP.00.9016	256	50	Up to 5105	94	70	Pendant 1240x340 mm	DALI DT8	5300 K HCL CRI 90 and 3000 K CRI 80	Class I + Class III
SKP.50.4080.12.33.LGP.01.9016	512	50	Up to 5105	94	70	Pendant 1240x340 mm	DALI	4000 K CRI 80	Class I + Class III
SKP.50.HCL.12.33.LGP.00.SIL	256	50	Up to 5105	94	70	Pendant 1240x340 mm	DALI DT8	5300 K HCL CRI 90 and 3000 K CRI 80	Class I + Class III
SKP.50.4080.12.33.LGP.01.SIL	512	50	Up to 5105	94	70	Pendant 1240x340 mm	DALI	4000 K CRI 80	Class I + Class III

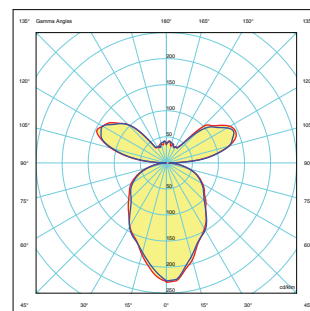
LEGEND

	Abbreviation	Description
Luminaire	SKP	SKY LUM PENDANT
Power	50	50 W
CCT, CRI	HCL	5300 K CRI >90 and 3000 K CRI >85
	4080	4000 K CRI >85
Size	65.65	650x650x27 mm
	12.33	1240x330x27 mm
Diffusor	LGP	Light Guide Prismatic Plate
Power supply	00	DALI DT8
	01	DALI power supply*
Color	9016	RAL9016 mat
	SIL	Silver mat

OPTICS

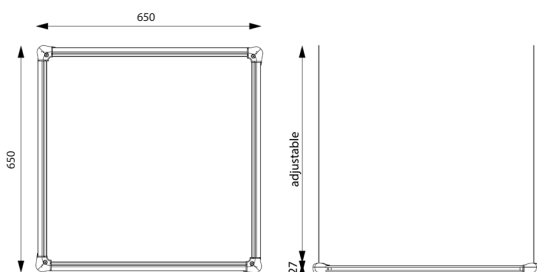


SKY LUM P12.3: Direct and indirect illumination for installations up to 3 m.




SKY LUM P6.6: Direct and indirect illumination for installations up to 3 m.

DIMENSIONS



*All dimensions are in mm.





SKY LUM PENDANT 65.65



SKY LUM PENDANT 12.33

SKYLUM PENDANT MOUNTING ACCESSORY

Code	Article	Description	
6002257	Mounting accessory SKYLUM P6.6 includes: - Mounting platform 400x400x35 mm - Steel wires - LED Driver DALI Type 8 - Bluetooth Module	SKP.40.40.MPDT8.BT.	  
6002258	Mounting accessory SKYLUM P6.6 includes: - Mounting platform 400x400x35 mm - Steel wires - LED Driver DALI Type 8	SKP.40.40.MPDT8.0.	 
6002259	Mounting accessory SKYLUM P6.6 includes: - Mounting platform 400x400x35 mm - Steel wires - LED Driver DALI	SKP.40.40.MPDALI.0.*	 
6002260	Mounting accessory SKYLUM P12.3 includes: - Mounting platform 800x220x35 mm - Steel wires - LED Driver DALI Type 8 - Bluetooth Module	SKP.80.22.MPDT8.BT.	  
6002261	Mounting accessory SKYLUM P12.3 includes: - Mounting platform 800x220x35 mm - Steel wires - LED Driver DALI Type 8	SKP.80.22.MPDT8.0.	 
6002262	Mounting accessory SKYLUM P12.3 includes: - Mounting platform 800x220x35 mm - Steel wires - LED Driver DALI	SKP.80.22.MPDALI.0.*	 
6002263	Mounting accessory SLYUM P includes: - Steel wires - LED Driver DALI Type 8	SKP.x.x.0.DT8.0.*	 
6002264	Mounting accessory SLYUM P includes: - Steel wires - LED Driver DALI	SKP.x.x.0.DALI.0.*	 

LEGEND

	Abbreviation	Description
Luminaire	SKP	SKYLUM PENDANT
Size	40.40	400x400x35 mm
	80.22	800x220x35 mm
Mounting platform	MP	Ceiling mounting platform
	0	Without ceiling mounting platform
LED Driver	DT8	LED driver DALI Type 8
	DALI	LED driver DALI*
BlueTooth Module	BT	Bluetooth module included
	0	Without BlueTooth module
Note	DALI driver is only one channel, for use with one CCT of 4000 K. LED drivers with DALI DT8 mark are used with HCL changable spectrum and the CCT.	

It is time for Human Centric Lighting



**Circadian
Rhythm**



Mood



**Energy Savings
& Sustainability**



**5-year
Warranty**



**Attractive
Design**



**Improved
Productivity**



**Visual
Acuity**



**Low
Maintenance
Costs**



**Designed and
Manufactured
in EU**

